


Technical data sheet

Cable tray SKS 60

Item no. 6056733



SKS 60 = Heavy-duty cable tray system with 60 mm side height.

The cable tray, type SKS, should also be used for the maintenance of electrical function. For additional data, please refer to BSS fire protection systems.

Magnetic shield insulation without cover 20 dB, with cover 50 dB.



St Steel

FT Hot-dip galvanised

Master data

Item no.	6056733
Type	SKS 660 FT
Description 1	Cable tray SKS
Description 2	perforated
Manufacturer	OBO
Dimension	60x600x3000
Material	Steel
Material symbol	St
Surface	Hot-dip galvanised
Surface to DIN	DIN EN ISO 1461
Surface symbol	FT
Smallest sales unit (VG)	3 m
Weight	799,00 kg/100 m

Technical data

Usable cross-section	35.800,00 mm ²
Usable cross-section	358,00 cm ²
Suitable for maintaining electrical function	<input type="checkbox"/>
Connector version	Without connectors
With cover	<input type="checkbox"/>
Mounting perforation in base	<input checked="" type="checkbox"/>
NATO hole pattern	<input type="checkbox"/>
Rustproof steel, pickled	<input type="checkbox"/>
Side perforation	<input checked="" type="checkbox"/>
Wide-span version	<input type="checkbox"/>

Technical data sheet

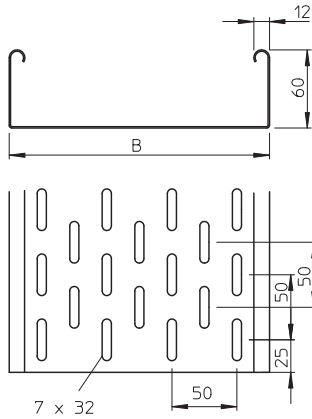
Cable tray SKS 60

Item no. 6056733



Technical data

Dimensions

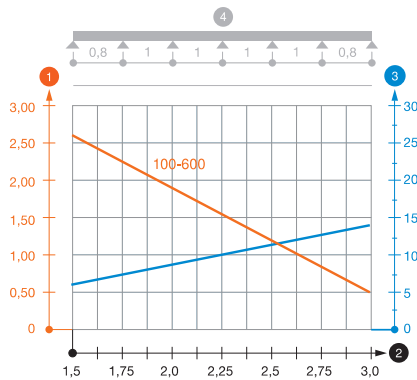


Length	3.000,00 mm
Width	600,00 mm
Height	60,00 mm
Side height	60,00 mm
Dimension B	600,00 mm
Plate thickness	1,50 mm

Appr. load:

Support spacing 1.5 m	2,65 kN/m
Support spacing 2.0 m	1,80 kN/m
Support spacing 2.5 m	1,15 kN/m
Support spacing 3.0 m	0,50 kN/m

Load diagram, cable tray, type SKS 60



1 Permitted cable tray/ladder load in kN/m without man load

2 Support width in m

3 Rail bend in mm at permitted kN/m

4 Load scheme during testing

— Load curve with cable tray/ladder width in mm

— Strut bend curve according to support width