


Technical data sheet

Cable tray SKS 60

Art.-Nr. 6056632



SKS 60 = Heavy-duty cable tray system with 60 mm side height.



St	Steel
FT	Hot-dip galvanised

Additional product text, instruction	The cable tray, type SKS, should also be used for the maintenance of electrical function. For additional data, please refer to BSS fire protection systems.
Additional product text 1	Magnetic shield insulation without cover 20 dB, with cover 50 dB.

Master data

Item no.	6056632
Type	SKS 605 FT
Description 1	Cable tray SKS
Description 2	perforated
Manufacturer	OBO
Dimension	60x50x3000
Material	Steel
Material symbol	St
Surface	Hot-dip galvanised
Surface to DIN	DIN EN ISO 1461
Surface symbol	FT
Smallest sales unit	3,00 m
Weight	207,33 kg/100 m

Technical data sheet

Cable tray SKS 60

Art.-Nr. 6056632

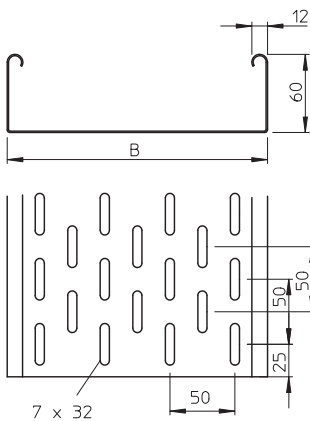


Technical data



Usable cross-section	2.800,00 mm ²
Usable cross-section	28,00 cm ²
Suitable for maintaining electrical function	<input type="checkbox"/>
Connector version	Without connectors
With cover	<input type="checkbox"/>
Mounting perforation in base	<input checked="" type="checkbox"/>
NATO hole pattern	<input type="checkbox"/>
Rustproof steel, pickled	<input type="checkbox"/>
Side perforation	<input checked="" type="checkbox"/>
Wide-span version	<input type="checkbox"/>

Dimensions

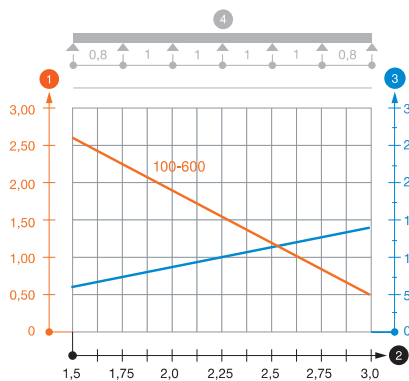


Length	3.000,00 mm
Width	50,00 mm
Height	60,00 mm
Side height	60,00 mm
Dimension B	50,00 mm
Plate thickness	1,50 mm

Apr. load:

Support spacing 1.5 m	2,65 kN/m
Support spacing 2.0 m	1,80 kN/m
Support spacing 2.5 m	1,15 kN/m
Support spacing 3.0 m	0,50 kN/m

Apr. load:



Load diagram, cable tray, type SKS 60

- 1 Permitted cable tray/ladder load in kN/m without man load
- 2 Support width in m
- 3 Rail bend in mm at permitted kN/m
- 4 Load scheme during testing
- Load curve with cable tray/ladder width in mm
- Strut bend curve according to support width