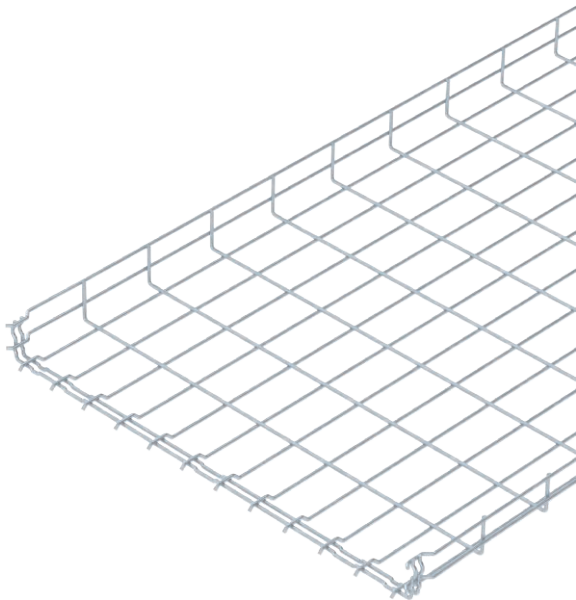


Technical data sheet

Mesh cable tray GR-Magic® 55

Item no. 6001436



Mesh cable tray with shaped connector of side height 55 mm.

No additional connection components are required for the mesh cable tray, it is simply interlocked. The grid width is 50 x 100 mm (exception: GRM 55/50 = 20 x 100 mm).

Magnetic shield insulation without cover 15 dB, with cover 25 dB.

You can find detailed information regarding the UL classification in the respective certification.

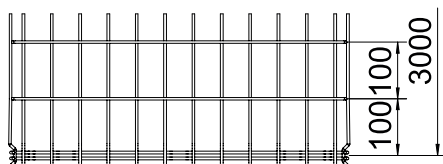
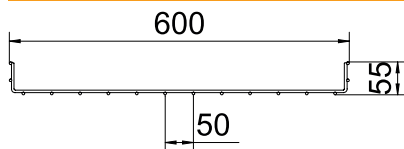


St	Steel
FT	Hot-dip galvanised

Master data

Item no.	6001436
Type	GRM 55 600 FT
Description 1	Mesh cable tray GRM
Dimension	55x600x3000
Material	Steel
Material symbol	St
Surface	Hot-dip galvanised
Surface to DIN	DIN EN ISO 1461
Surface symbol	FT
Smallest sales unit (VG)	3 m
Weight	331,33 kg/100 m

Technical data



Length	3.000,00 mm
Width	600,00 mm
Height	55,00 mm
Side height	55,00 mm
Dimension B	600,00 mm
Dimension H	58,00 mm
Dimension	55 x 600 mm
Connector version	Integrated connector
Wire diameter	4,80 mm
Suitable for maintaining electrical function	<input type="checkbox"/>
Integrated partition	Without
Usable cross-section	265,00 cm ²
Usable cross-section	26.500,00 mm ²
Profile shape	U-shaped
Rustproof steel, pickled	<input type="checkbox"/>
Screwless connector	<input checked="" type="checkbox"/>
Wide-span version	<input type="checkbox"/>

Technical data sheet

Mesh cable tray GR-Magic® 55

Item no. 6001436

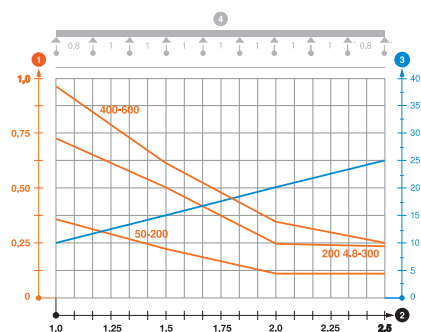


Technical data

Appr. load:

Support spacing 1.0 m	0,90 kN/m
Support spacing 1.5 m	0,60 kN/m
Support spacing 2.0 m	0,30 kN/m
Support spacing 2.5 m	0,25 kN/m

Load diagram, GR-Magic mesh cable tray, type GRM 55



- 1 Permitted cable tray/ladder load in kN/m without man load
- 2 Support width in m
- 3 Rail bend in mm at permitted kN/m
- 4 Load scheme during testing
- Load curve with cable tray/ladder width in mm
- Strut bend curve according to support width