


Technical data sheet

GR-Magic® 55 mesh cable tray

Item no. 6001450



Mesh cable tray with shaped connector of side height 55 mm.

No additional connection components are required for the mesh cable tray, it is simply interlocked. The grid width is 50 x 100 mm (exception: GRM 55/50 = 20 x 100 mm). Tested for the maintenance of electrical function according to DIN 4102 Part 12 (type: GRM 55 200 4.8 G, GRM 55 300 G, GRM 55 400 G, mounting work and parameters according to valid test certificate).

Tested for installation above suspended fire protection ceilings (type: GRM 55 100 G, GRM 55 200 G, GRM 55 300 G, GRM 55 400 G, fire load 30 minutes, mounting work and parameters according to fire protection reports).

Magnetic shield insulation without cover 15 dB, with cover 25 dB.

You can find detailed information regarding the UL classification in the respective certification.

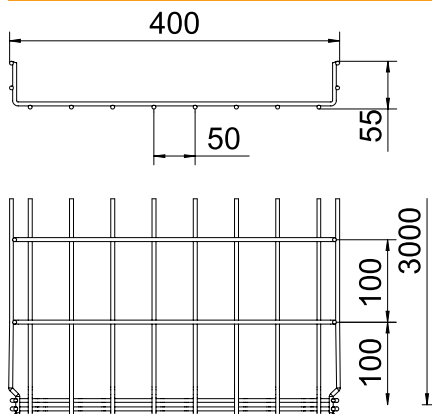


| | |
|-----------|-------------------|
| St | Steel |
| G | Electrogalvanised |

Master data

| | |
|--------------------------|----------------------------|
| Item no. | 6001450 |
| Type | GRM 55 400 G |
| Description 1 | Mesh cable tray GRM |
| Dimension | 55x400x3000 |
| Material | Steel |
| Material symbol | St |
| Surface | Electrogalvanised |
| Surface to DIN | EN ISO 19598 / EN ISO 4042 |
| Surface symbol | G |
| Smallest sales unit (VG) | 3 m |
| Weight | 234,67 kg/100 m |

Technical data



| | |
|--|-------------------------------------|
| Length | 3.000,00 mm |
| Width | 400,00 mm |
| Height | 55,00 mm |
| Side height | 55,00 mm |
| Dimension B | 400,00 mm |
| Dimension H | 58,00 mm |
| Dimension | 55 x 400 mm |
| Connector version | Integrated connector |
| Wire diameter | 4,80 mm |
| Suitable for maintaining electrical function | <input checked="" type="checkbox"/> |
| Integrated partition | Without |
| Usable cross-section | 175,00 cm ² |
| Usable cross-section | 17.500,00 mm ² |
| Profile shape | U-shaped |
| Rustproof steel, pickled | <input type="checkbox"/> |
| Screwless connector | <input checked="" type="checkbox"/> |
| Wide-span version | <input type="checkbox"/> |

Technical data sheet

GR-Magic® 55 mesh cable tray

Item no. 6001450

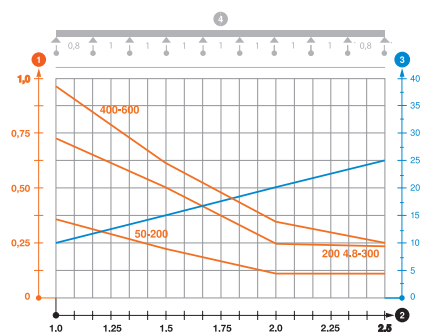


Technical data

Appr. load:

| | |
|-----------------------|-----------|
| Support spacing 1.0 m | 0,90 kN/m |
| Support spacing 1.5 m | 0,60 kN/m |
| Support spacing 2.0 m | 0,30 kN/m |
| Support spacing 2.5 m | 0,25 kN/m |

Load diagram, GR-Magic mesh cable tray, type GRM 55



- 1 Permitted cable tray/ladder load in kN/m without man load
- 2 Support width in m
- 3 Rail bend in mm at permitted kN/m
- 4 Load scheme during testing
- Load curve with cable tray/ladder width in mm
- Strut bend curve according to support width