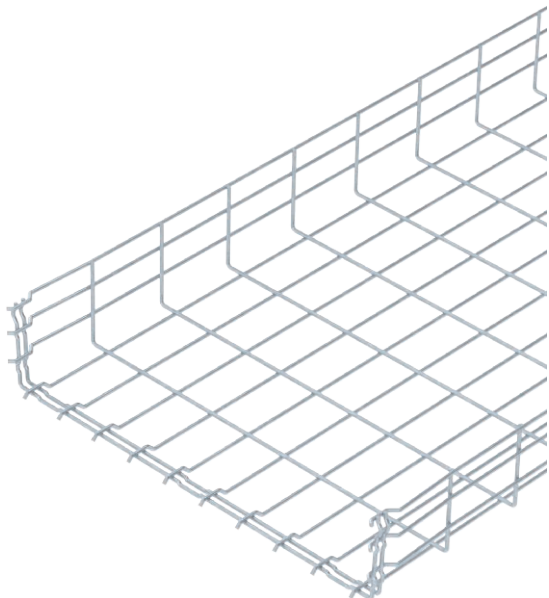


Technical data sheet

Mesh cable tray GR-Magic® 105

Item no. 6002443



Mesh cable tray with shaped connector of side height 105 mm.

No additional connection components are required for the mesh cable tray, it is simply interlocked. The grid width is 50 x 100 mm.

Magnetic shield insulation without cover 15 dB, with cover 25 dB.

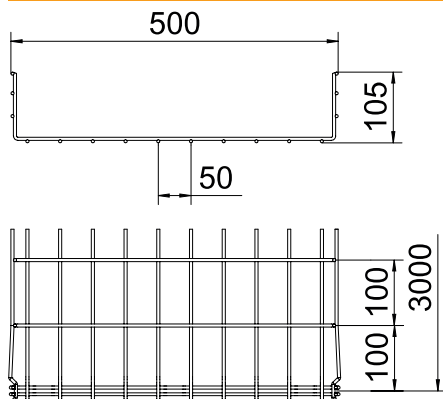


- St** Steel
- FT** Hot-dip galvanised

Master data

Item no.	6002443
Type	GRM 105 500 FT
Description 1	Mesh cable tray GRM
Dimension	105x500x3000
Material	Steel
Material symbol	St
Surface	Hot-dip galvanised
Surface to DIN	DIN EN ISO 1461
Surface symbol	FT
Smallest sales unit (VG)	3 m
Weight	335,00 kg/100 m

Technical data



Length	3.000,00 mm
Width	500,00 mm
Height	105,00 mm
Side height	105,00 mm
Dimension B	500,00 mm
Dimension H	108,00 mm
Connector version	Integrated connector
Wire diameter	4,80 mm
Suitable for maintaining electrical function	<input type="checkbox"/>
Integrated partition	Without
Usable cross-section	459,00 cm ²
Usable cross-section	45.900,00 mm ²
Profile shape	U-shaped
Rustproof steel, pickled	<input type="checkbox"/>
Screwless connector	<input checked="" type="checkbox"/>
Wide-span version	<input type="checkbox"/>

Technical data sheet

Mesh cable tray GR-Magic® 105

Item no. 6002443

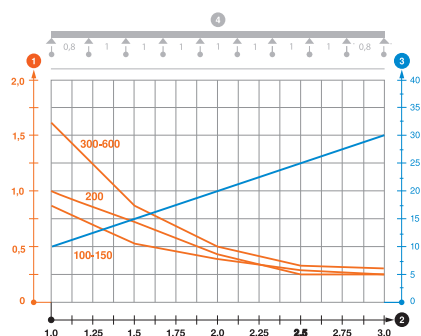


Technical data

Appr. load:

Support spacing 1.0 m	1,60 kN/m
Support spacing 1.5 m	0,80 kN/m
Support spacing 2.0 m	0,50 kN/m
Support spacing 2.5 m	0,33 kN/m
Support spacing 3.0 m	0,30 kN/m

Load diagram, mesh cable tray, type GRM 105



1 Permitted cable tray/ladder load in kN/m without man load

2 Support width in m

3 Rail bend in mm at permitted kN/m

4 Load scheme during testing

— Load curve with cable tray/ladder width in mm

— Strut bend curve according to support width