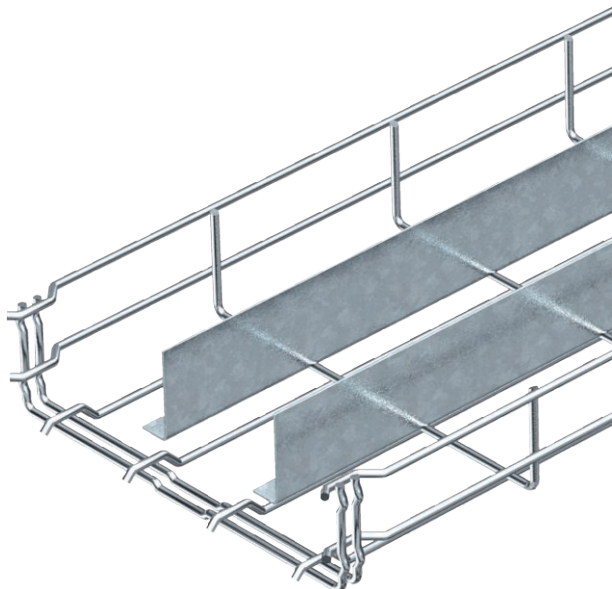


# Technical data sheet

## Mesh cable tray GR-Magic® 55 with 2 barrier strip

Item no. 6006468



Mesh cable tray with shaped connector and two welded barrier strips of side height 55 mm.

No additional connection components are required for the mesh cable tray, it is simply interlocked. The grid width is 50 x 100 mm.

Magnetic shield insulation without cover 15 dB, with cover 25 dB.

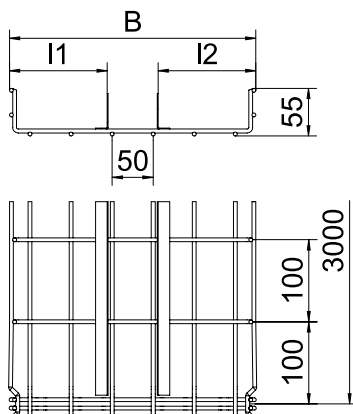


<b>St</b>	Steel
<b>G</b>	Electrogalvanised

### Master data

Item no.	6006468
Type	GRM-2T 55 500 G
Description 1	Mesh cable tray GRM
Description 2	with 2 barrier strips
Dimension	55x500x3000
Material	Steel
Material symbol	St
Surface	Electrogalvanised
Surface to DIN	EN ISO 19598 / EN ISO 4042
Surface symbol	G
Smallest sales unit (VG)	3 m
Weight	370,63 kg/100 m

### Technical data



Length	3.000,00 mm
Width	500,00 mm
Height	55,00 mm
Side height	55,00 mm
Dimension B	500,00 mm
Dimension I1	292,50 mm
Dimension I2	150,50 mm
Connector version	Integrated connector
Wire diameter	4,80 mm
Suitable for maintaining electrical function	<input type="checkbox"/>
Integrated partition	Two
Usable cross-section	220,00 cm <sup>2</sup>
Usable cross-section	22.000,00 mm <sup>2</sup>
Profile shape	U-shaped
Rustproof steel, pickled	<input type="checkbox"/>
Screwless connector	<input checked="" type="checkbox"/>
Wide-span version	<input type="checkbox"/>

# Technical data sheet

## Mesh cable tray GR-Magic® 55 with 2 barrier strip

Item no. 6006468

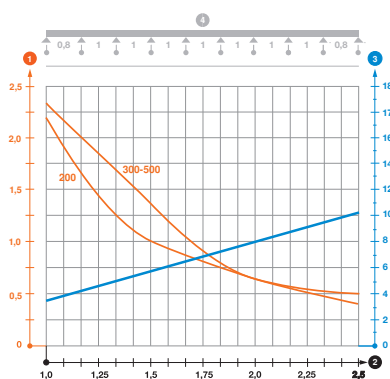


### Technical data

#### Appr. load:

Support spacing 1.0 m	1,50 kN/m
Support spacing 1.5 m	0,80 kN/m
Support spacing 2.0 m	0,55 kN/m

Load diagram, GR-Magic mesh cable tray, type GRM-2T 55



- 1 Permitted cable tray/ladder load in kN/m without man load
- 2 Support width in m
- 3 Rail bend in mm at permitted kN/m
- 4 Load scheme during testing
- Load curve with cable tray/ladder width in mm
- Strut bend curve according to support width