

Technical data sheet

Junction box T40 with pre-marking, closed


Item number: 2007900





Junction box for the connection of cables and lines indoors and in protected outdoor areas. Square design with knock-out entries to the sides and knock-out entries in the bottom. Suitable for wall and ceiling mounting and on mounting panels. With the option to fasten inside and to mount via the corner domes. With fixed clamping cover. Made from halogen-free and UV-resistant materials. Junction box according to DIN EN 60670. Flame-resistant to DIN EN 60695/2/11, test temperature 650 °C. Impact resistance IK07 according to DIN EN 50102.

Junction box for the connection of cables and lines indoors and in protected outdoor areas. Square design with knock-out entries to the sides and knock-out entries in the bottom. Suitable for wall and ceiling mounting and on mounting panels. With the option to fasten inside and to mount via the corner domes. With fixed clamping cover. Made from halogen-free and UV-resistant materials. Junction box according to DIN EN 60670. Flame-resistant to DIN EN 60695/2/11, test temperature 650 °C. Impact resistance IK07 according to DIN EN 50102.







PP

Polypropylene

Master data	
Item number	2007900
Description 1	Junction box
Description 2	with M20 entries
Manufacturer	OBO
Dimension	90x90x52
Colour	Light grey; RAL 7035
Material	Polypropylene
Smallest sales unit	5
Unit of quantity	Piece
Weight	6.1 kg
Weight unit	kg/100 pc.
CO Footprint (GWP) Cradle-to-Gate	0,2909 kg COe / 1 Piece

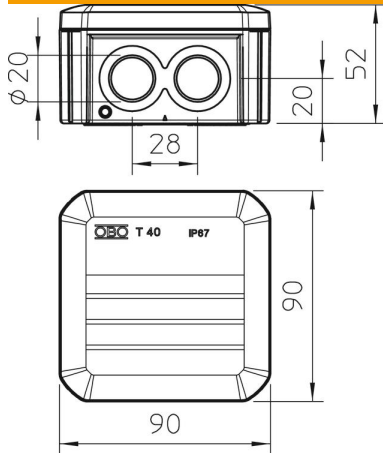
Technical data sheet

Junction box T40 with pre-marking, closed

Item number: 2007900



Dimensions



Length	90 mm
Width	90 mm
Height	52 mm

Technical data

Expandable	yes
No. of entries	7
Type of insertion...	Plug-in seal
Type of entry	Gland
Type of housing penetration	Pre-marking
Measured insulation voltage V_i	500 V
Equipment	Without
Cover	Not transparent
Cover fastening	Locking
Entry from rear	yes
Entries	7 x Ø20
Explosion-tested version	no
Flame-resistant	acc. to VDE 0471/DIN 695 Part 2-1, test temperature 650°C
Shape	Square
Maintain electrical functions	Without
For Ex zone	Without
For Ex zone gas	Without
For Ex zone dust	Without
Fibre-glass reinforced	no
Halogen-free	yes
Clear internal dimensions	77x77x46 mm
With screening	no
with lid	yes
Mounting type	Wall/ceiling mounting
Nominal cross-section, min.	4 mm ²
Nominal voltage	500 V
Sealable	yes
Protection rating	IP67
Protection rating IK code	IK07.
Permitted temperature range, max.	60 °C
Permitted temperature range, min.	-5 °C

Technical data sheet

Junction box T40 with pre-marking, closed

Item number: 2007900



Technical data

Weatherproof	no
--------------	----