


# Technical data sheet

## Cable tray IKS 60 FS

Item number: 6087132



IKS 60 = installation cable tray system with 60 mm side height.  
Permeable cable tray system to VdS guideline 2092 with 30% hole surface for use under sprinkler systems.  
Bottom penetration from width 200 mm. Offset side holes every 300 mm.  
Connecting parts should be ordered in the appropriate quantity.  
Magnetic shield insulation without cover 20 dB, with cover 50 dB.



**St** Steel

**FS** Strip galvanized

### Master data

|                     |                               |
|---------------------|-------------------------------|
| Item number         | 6087132                       |
| Description 1       | Cable tray IKS                |
| Description 2       | with floor + side penetration |
| Manufacturer        | OBO                           |
| Dimension           | 60x200x3000                   |
| Material            | Steel                         |
| Surface             | Strip galvanized              |
| Surface standard    | DIN EN 10346                  |
| Smallest sales unit | 3                             |
| Unit of quantity    | Metre                         |
| Weight              | 212 kg                        |
| Weight unit         | kg/100 m                      |

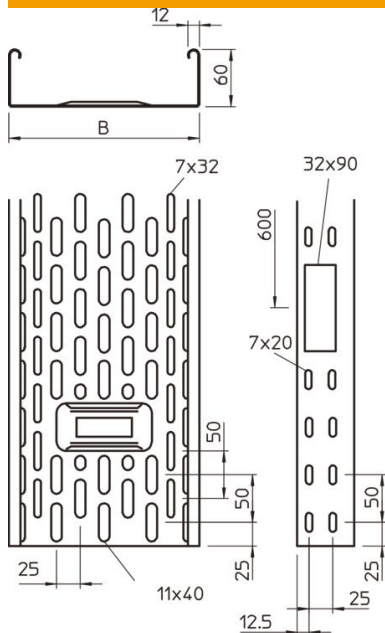
# Technical data sheet

## Cable tray IKS 60 FS

Item number: 6087132



### Dimensions



|                 |          |
|-----------------|----------|
| Dimension       | 60 x 200 |
| Length          | 3,000 mm |
| Length          | 10 ft    |
| Width           | 200 mm   |
| Width           | 8 in     |
| Height          | 60 mm    |
| Height          | 2 in     |
| Plate thickness | 0.04 in  |
| Plate thickness | 1 mm     |
| Dimension B     | 200 mm   |

### Technical data

|   |                       |
|---|-----------------------|
| Connector version                       | Without connectors    |
| Mounting system fastening type          | Floor Ceiling Wall    |
| Walkable                                | no                    |
| Maintain electrical functions           | no                    |
| With cover                              | no                    |
| Mounting perforation in base            | yes                   |
| NATO hole pattern                       | no                    |
| Usable cross-section                    | 118 cm <sup>2</sup>   |
| Usable cross-section                    | 11800 mm <sup>2</sup> |
| Rustproof steel, pickled                | no                    |
| Side perforation                        | yes                   |
| Wide-span version                       | no                    |
| Load test type according to IEC 61537   | Type II               |
| Type of connector, cable support system | Screwed               |

# Technical data sheet

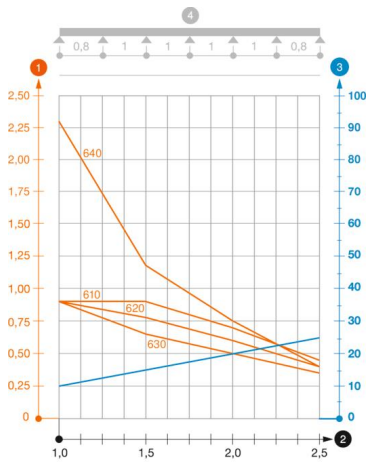
## Cable tray IKS 60 FS

Item number: 6087132



### Loads

|                                   |           |
|-----------------------------------|-----------|
| Insertable support spacings, min. | 1 m       |
| Insertable support spacings, max. | 2.5 m     |
| Support spacing 1.0 m             | 0.9 kN/m  |
| Support spacing 1.5 m             | 0.77 kN/m |
| Support spacing 2.0 m             | 0.6 kN/m  |
| Support spacing 2.5 m             | 0.4 kN/m  |



### Load diagram, cable tray, type IKS 60

- 1 Permitted cable tray/ladder load in kN/m without man load
- 2 Support width in m
- 3 Rail bend in mm at permitted kN/m
- 4 Load scheme during testing
- Load curve with cable tray/ladder width in mm
- Strut bend curve according to support width